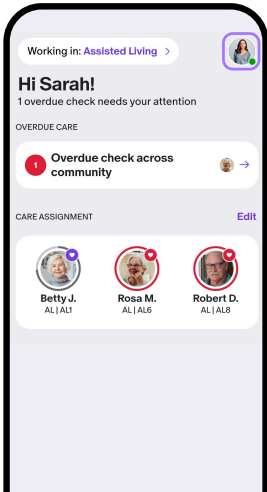
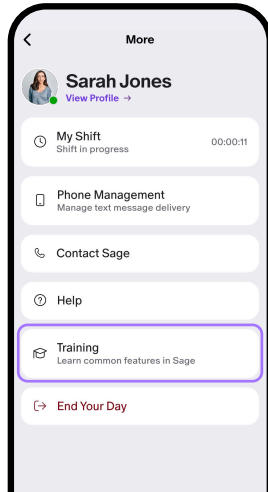


In-App Practice Alerts

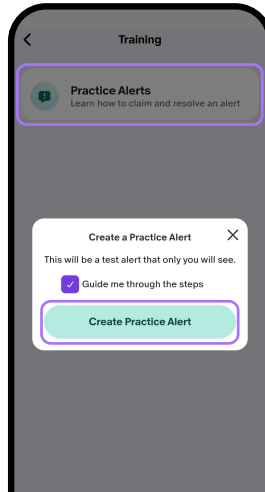
Tap on your profile icon in the top right corner



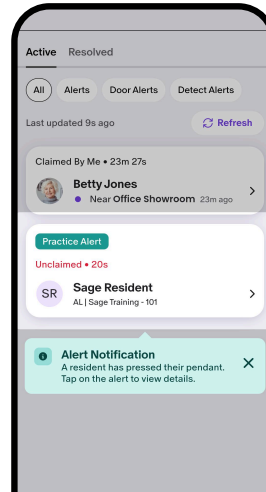
Scroll down and tap the Training menu button.



Tap on the Practice Alerts option to begin



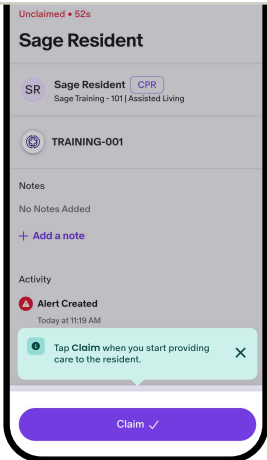
A Practice Alert will be created



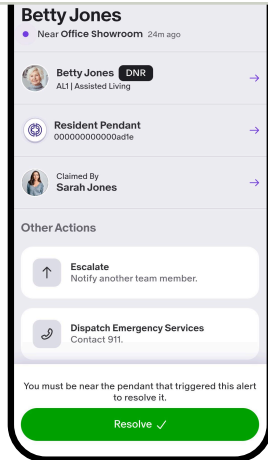
A unique alert made just for you

When a team member creates a practice alert only they can see it.

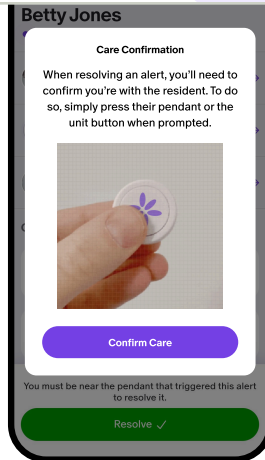
This means they can practice responding to alerts as many times as needed without distracting other team members.



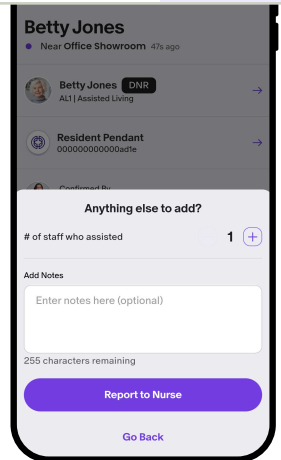
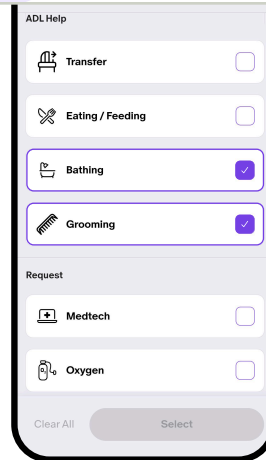
Tap **Claim** to simulate your move to assist the resident



Tap **Resolve** to simulate completion of resident care



Review and select care you might provide to a resident




Enter a note (optional) and tap **Submit** to clear the alert



Press the Right Button

For real-life alerts, you will need to press either the resident's pendant or the unit button. **Resident pendants** display a photo or the resident's initials, while **unit buttons** display a house icon.



Pendant



Unit Button